

colours & trims  
equipment & options




# colours



Scarlet Red



Granite



Satellite Grey




Aegean Blue



Solstice Gold



Galileo Green



Hyperion Blue



Diablo Red

# technical specification

## 406 coupé

**2.2**
**2.0 Auto**
**3.0 V6**
**3.0 V6 AUTO**
**2.2 HDI**

### Badge/engine availability

2.0 S		•			
2.0 SE		•			
2.2 S	•				
2.2 SE	•				
V6 SE			•	•	
2.2 HDi S					•
2.2 HDi SE					•

### Engine

Fuel type	Petrol	Petrol	Petrol	Petrol	Diesel
Cubic capacity (cc)	2230	1998	2946	2946	2179
Bore x stroke (mm)	86 x 96	85 x 86	87 x 82.6	87 x 82.6	85 x 96
Number of valves	16	16	24	24	16
Maximum power bhp at rpm (Kw)	160 (116) @ 5650	137 (98.7) @ 6000	210 (151.4) @ 6000	210 (151.4) @ 6000	136 (98) @ 4000
Maximum torque lb ft at rpm (Nm)	162 (216) @ 3900	139.6 (189.3) @ 4100	209.7 (284.4) @ 4000	209.7 (284.4) @ 4000	235 (314) @ 2000
Particulate filter (FAP)					•
Induction		Electronic fuel injection Bosch MP 7.0			HDI

### Transmission

5 speed manual	•		•		•
4 speed automatic auto adaptive (with sport & winter settings)		•		•	

### Brakes

Brembo 4 piston braking system			•	•	
Ventilated front discs	•	•	•	•	•
Rear discs	•	•	•	•	•
Servo assistance	•	•	•	•	•
ABS with Electronic Brake Force Distributor (EBFD)	•	•	•	•	•
Emergency Brake Assist	•	•	•	•	•
Automatic illumination of hazard warning lights	•	•	•	•	•

### Steering

Engine speed variable rate power assistance	•	•			•
Vehicle speed variable rate power assistance			•	•	
Turning circle between kerbs (m)	11.45	11.45	11.45	11.45	11.45

### Suspension

Front	Inverted Macpherson type strut with wishbones and de-coupled anti-roll bar				
Rear	RS 10 Multilink system – four arms per unit plus anti-roll bar				
ESP (Electronic Stability Programme) & ASR (Traction Control)	•		•	•	•

### Tyres

Size	215/55 R16	205/55 R16	215/55 R16	215/55 R16	215/55 R16
Space saver spare – 2.0		•			
Full size spare – 2.2 petrol, 2.2 HDi & V6	•		•	•	•

# technical specification

## 406 coupé

**2.2**
**2.0 Auto**
**3.0 V6**
**3.0 V6 AUTO**
**2.2 HDI**

### Performance (driver only)\*\*

Maximum speed (mph)	135	125	149	144	129
Acceleration 0 – 62 mph (sec)	9.2	12.3	7.7	9.5	10.1
0 – 1000m (sec)	30.2	33.5	28.3	30	31.6

### Fuel consumption (EU directive '93/116)\*\*\*

Urban drive cycle MPG (litres/100km)	22.0 (12.8)	22.9 (12.3)	19.6 (14.4)	19.2 (14.7)	32.1 (8.8)
Extra urban drive cycle MPG (litres/100km)	43.5 (6.5)	43.5 (6.5)	38.2 (7.4)	36.2 (7.8)	57.6 (4.9)
Combined drive cycle MPG (litres/100km)	32.1 (8.8)	32.8 (8.6)	28.2 (10)	27.2 (10.4)	44.1 (6.4)

### Fuel tank

Capacity (litres)	70	70	70	70	60
-------------------	----	----	----	----	----

### Emissions information

Carbon Dioxide (CO <sub>2</sub> ) emissions (g/km)	210	206	238	248	168
Carbon Monoxide (CO) emissions (g/km)	0.662	0.655	0.148	0.19	0.163
Regulated Emission (HC) Standard (g/km)	0.068	0.190	0.053	0.072	
Regulated Emission (Nox) Standard (g/km)	0.041	0.122	0.025	0.014	0.352
Regulated Emission (HC+Nox) Standard (g/km)					0.377
Particulates (g/km)					0.002
Noise Level (dB(A) moving)	73.0	72.4	71.0	73.5	73.4

### Weight (kg)

Gross vehicle weight	1900	1800	1910	1935	1835
Kerb weight	1359	1400	1485	1510	1410
Gross train weight	3100	3000	3210	3235	3135
Maximum braked trailer towing weight*	1300	1300	1300	1300	1300
Maximum tow ball weight	80	80	80	80	80

### Dimensions (mm)

Length			4615		
Width			1780		
Height	1352	1352	1354	1354	1354
Wheelbase			2700		
Boot volume dm <sup>3</sup> (Cu Ft)			390 (13.77)		

### Benefit in kind company car taxation

These percentages are based on CO<sub>2</sub> emissions and taxation legislation as at March 2001

BIK Taxation – 2002/2003 (%)	24	23	29	31	18
BIK Taxation – 2003/2004 (%)	26	25	31	33	20
BIK Taxation – 2004/2005 (%)	28	27	33	35	22

### Insurance group

Ratings as recommended by the Association of British Insurers	170	15	18	18	15
---	-----	----	----	----	----

\* Maximum towing weights are within the overall gross train weight \*\* Manufacturers own figures \*\*\* Government approved figures

# equipment & options

## 406 coupé

S

SE

### Body styles

2 door coupé

•

•

### Engine availability

2.0 petrol automatic

•

•

2.2 petrol

•

•

2.2 HDI

•

•

V6 3.0

•

### Safety

ABS with Electronic Brake Force Distributor (EBFD)

•

•

Emergency Brake Assist

•

•

ESP (Electronic Stability Programme) and ASR (Traction Control) (2.2 petrol, 2.2 HDI & 3.0 V6)

•

•

Automatic illumination of hazard warning lights

•

•

Driver SMART airbag

•

•

Front passenger SMART airbag with deactivate switch

•

•

Front side airbags

•

•

Side impact absorbent padding (front doors)

•

•

Side impact reinforcement beams

•

•

Front seat belt pre tensioners and weblocks

•

•

Height adjustable front seat belts

•

•

2 rear 3-point safety belts

•

•

### Security

Rolling code transponder immobiliser (Thatcham category 2 approved)

•

•

Visible VIN number

•

•

Vin number encoded radio cassette player

•

•

Steering column slip ring

•

•

Deadlocks

•

•

Locking wheel bolts

•

•

Ultrasonic alarm

•

•

### Comfort and convenience

Remote control central locking

•

•

Electric front windows

•

•

One touch drivers' window with anti-pinch

•

•

Electric window lift frameless doors

•

•

Height and reach adjustable steering wheel

•

•

Driver clutch foot rest

•

•

Top computer

•

•

Cruise control (2.2 petrol 2.2 HDI and 3.0 V6)

•

•

Remote headlights adjustment from fascia

•

•

Chromed front ashtray with damped opening

•

•

2 grab handles

•

•

Athletic (heat reflective) windscreen

•

•

Tinted glass

•

•

Driver vanity mirror with cover and ticket holder

•

Illuminated

Passenger vanity mirror

•

Illuminated

Remote control fuel flap opening

•

•

Electric folding door mirrors

•

Electrochrome rear view mirror

•

### In car entertainment

Clarion RM2 radio cassette 10w x 4 speakers

•

•

Boot mounted 6 disc CD autochanger

•

•

JBL amplifier with 8 speakers

○

•

Digital display separate from stereo unit

•

•

Steering column remote control

•

•

Short sport roof mounted aerial with amplifier

•

•

Satellite Navigation

○

•

### Heating and ventilation

Digital air conditioning with climate control

•

•

Illuminated heater controls and rheostat

•

•

Pollen filter

•

•

Electric tilt/slide sunroof with blind

○

○

# equipment & options

## 406 coupé

	S	SE
<b>Instruments</b>		
Speedometer with digital odometer/digital trip computer	●	●
Water temperature and fuel gauges	●	●
Rev counter	●	●
Digital oil level indicator	●	●
Oil pressure gauge	●	●
External temperature gauge	●	●
Digital clock	●	●
<b>Interior features</b>		
Leather rimmed steering wheel	●	●
Aluminium/leather gear knob	●	●
Carpet trimmed boot	●	●
Moulded dashboard featuring graphite insert	●	●
Chrome instrument surrounds	●	●
Lockable front passenger glovebox with light	●	●
Full length centre console featuring 3 stowage areas	●	●
Boot light	●	●
Rear parcel shelf lidded stowage box	●	●
Front seat back map pockets	●	●
Map reading light	●	●
Front and rear courtesy lights	●	●
Luxury carpet mats	●	●
Door sill kick plates	●	●
Door sill illumination	●	●
<b>Exterior features</b>		
Body colour front & rear bumper aprons	●	●
Bodyside mouldings	●	●
Grey laquer finish to door mirrors	●	●
Body coloured door handles	●	●
Metallic/Pearlescent paint	○	○
Chrome exhaust trim	●	●
Hoggar 16" alloy wheels	●	●
<b>Exterior lighting &amp; visibility</b>		
Double optic headlamps	●	●
Automatic headlights on	●	●
Headlights security delay illumination	●	●
Double angle driver side door mirror	●	●
Intermittent windscreen wiper setting	●	●
Automatic rain sensing front wipers	●	●
Headlight wash	●	●
Electrically operated & heated door mirrors	●	●
Memory setting for door mirrors	●	●
Lights on warning buzzer	●	●
High level third brake light	●	●
Front fog lights	●	●
Crystal clear lens side indicators	●	●
<b>Seating</b>		
Sport front seats and rear bucket seats	●	●
Tilt adjustment of driver's seat	●	●
Height adjustment of driver seat	●	●
Passenger seat lumbar support	●	●
Electrically operated and heated front seats	●	●
Double memory position setting for driver's seat	●	●
Adjustable front head restraints	●	●
Two height adjustable rear headrests	●	●
Rear centre armrest with ski hatch	●	●
60/40 split folding rear seatback	●	●
Leather interior trim	●	●

# trim materials



*Mugello cloth*  
- Black




*Mugello cloth*  
- Grey



*Tungsten Leather*



*Chestnut Leather*



*Amarante Red Leather*

	S Mugello cloth			SE Leather	
	Black	Grey	Tungsten	Chestnut	Amarante Red
<b>Solid colours</b>					
Scarlet Red	●		●	○	
<b>Metallic colours</b>					
Granite	●	○	○		●
Satellite Grey	●	○	○	○	●
Solstice Gold	●	○	●	○	
Galileo Green	○	●	○	●	○
<b>Pearlescent colours</b>					
Aegean Blue	●	○	○	●	
Hyperion Blue	●	○	●	○	○
Diablo Red	●	○	●		○

● Highly recommended seat trim ○ Alternative choice of seat trim

Steering wheel comes colour coordinated to leather seat trim colour (upper and lower sections of rim)

Tungsten steering wheel is available as a no cost option

**Metallic and Pearlescent paint are extra cost options**



**PEUGEOT**

For details of Diplomatic & Export Sales contact Peugeot Export, 454 - 490 Mile End Road, London E1 4PE  
 Issued by Sales and Marketing, Peugeot Motor Company PLC, Aldermoor House, PO Box 227, Aldermoor Lane, Coventry CV3 1LT  
 Peugeot 0845 200 1234. Calls charged at local rate

[www.peugeot.co.uk](http://www.peugeot.co.uk)

It is our policy to continually improve our vehicles in every way and we reserve the right to modify our vehicles' specification (including colour), equipment, accessories and characteristics or to discontinue any model, without notice, at any time.

Every endeavour has been made to ensure that the information, details and descriptions set out in this literature are correct, at the time of going to press. However, we are unable to guarantee that no changes have subsequently taken place to the specification (including colour), equipment, accessories and characteristics of, or relating to, any Peugeot vehicle, after the publication of this literature.

Although every effort is made to bring this literature up to date, from time to time, in order to avoid any misunderstandings, you are advised to check with your Peugeot dealer the specification (including colour), equipment, accessories and equipment relating to any Peugeot vehicle, prior to ordering.

Where a feature is described as an option in this publication, it should be assumed that it is at extra cost unless specifically stated otherwise.

Due to the limitations of the printing process, the colour and trims may differ slightly from the actual cars.